

Public Works November 2023 Abatement Update

December 19, 2023



NEIGHBORHOOD CLEAN-UPS (1)



1. Belding Woods Neighborhood Council Area

NEIGHBORHOOD CLEAN-UPS (1)



20 Seniors and people with disabilities assisted
8 Debris dumpsters removed
30.76 Tons of debris collected

ILLEGAL DUMPING



261.62 Tons removed

ILLEGAL DUMPING



1,138 Locations

ILLEGAL DUMPING: MATTRESSES, TIRES AND PAINT/OIL



234 Mattresses



210 Tires



112 Gallons of Paint/Oil

ENCAMPMENT ABATEMENT (9)



23.89 Tons removed



Tonnage Collected	Nov	Oct	Sep	Aug	Jul	Jun	May	Apr	Mar	Feb	Jan
Illegal Dumping	261.62	317.6	207.01	238.18	213.87	242.03	185.09	224.86	210.78	169.66	249.87
Neighborhood Clean-Ups*	30.76	53.79	83.83	89.17	34	62.5	60.09	51.84	72.07	11.11	0
Encampments	23.89	17.76	4.95	4.43	10.66	8.54	8.67	53.46	13.18	26.54	21.08
Totals	316.27	389.15	295.79	331.7	258.53	313.07	253.85	330.16	296.03	207.31	270.95
<i>*Number of Events</i>	<i>1</i>	<i>2</i>	<i>3</i>	<i>4</i>	<i>3</i>	<i>4</i>	<i>3</i>	<i>3</i>	<i>3</i>	<i>1</i>	<i>0</i>

WEED ABATEMENT



GRAFFITI REMOVAL



222 Tags Removed
122 Locations

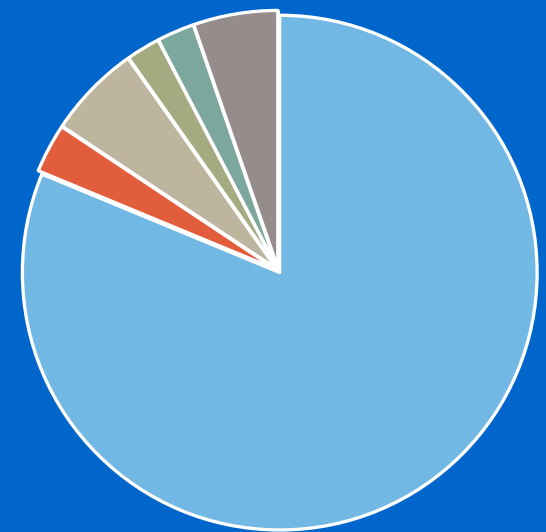
ABATEMENT STAFF HOURS



Illegal Dumping	2,210
Encampment Removal	84
Graffiti Abatement	160
North Richmond Mitigation	58
Weed/Litter Abatement	64
Private Board Ups & Clean-Ups	0
<u>Transport/Misc.*</u>	<u>144</u>
Total	2,720

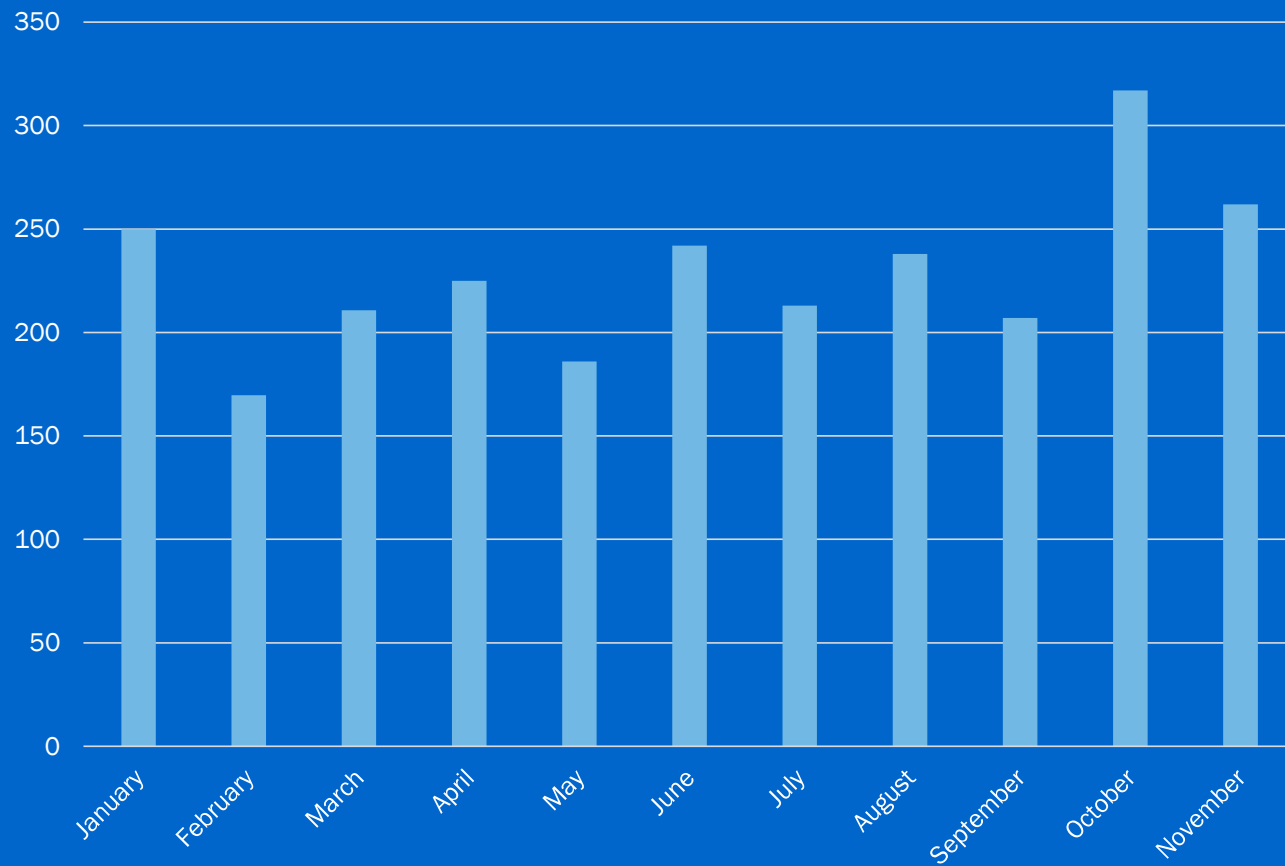
Transport/Misc. includes staff hours for removal of debris from vehicles, Point Molate trash removal, and hazardous waste facility disposal.

October Hours

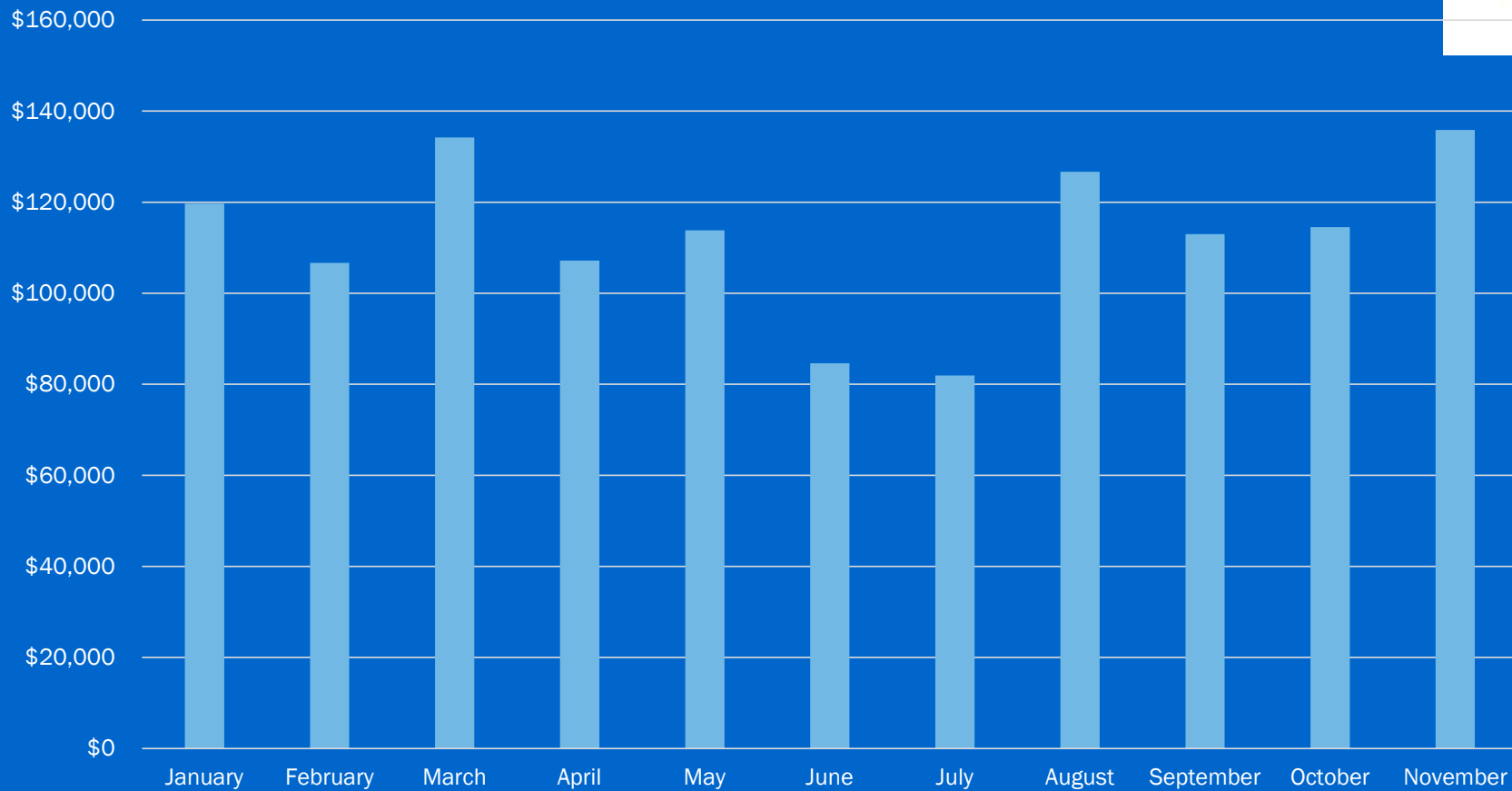


- Illegal Dumping
- Encampment Removal
- Graffiti Abatement
- North Richmond Mitigation
- Weed/Litter Abatement
- Transport/Misc.*
- Board Ups/Clean Ups

ILLEGAL DUMPING TONNAGE COLLECTED PER MONTH - 2023

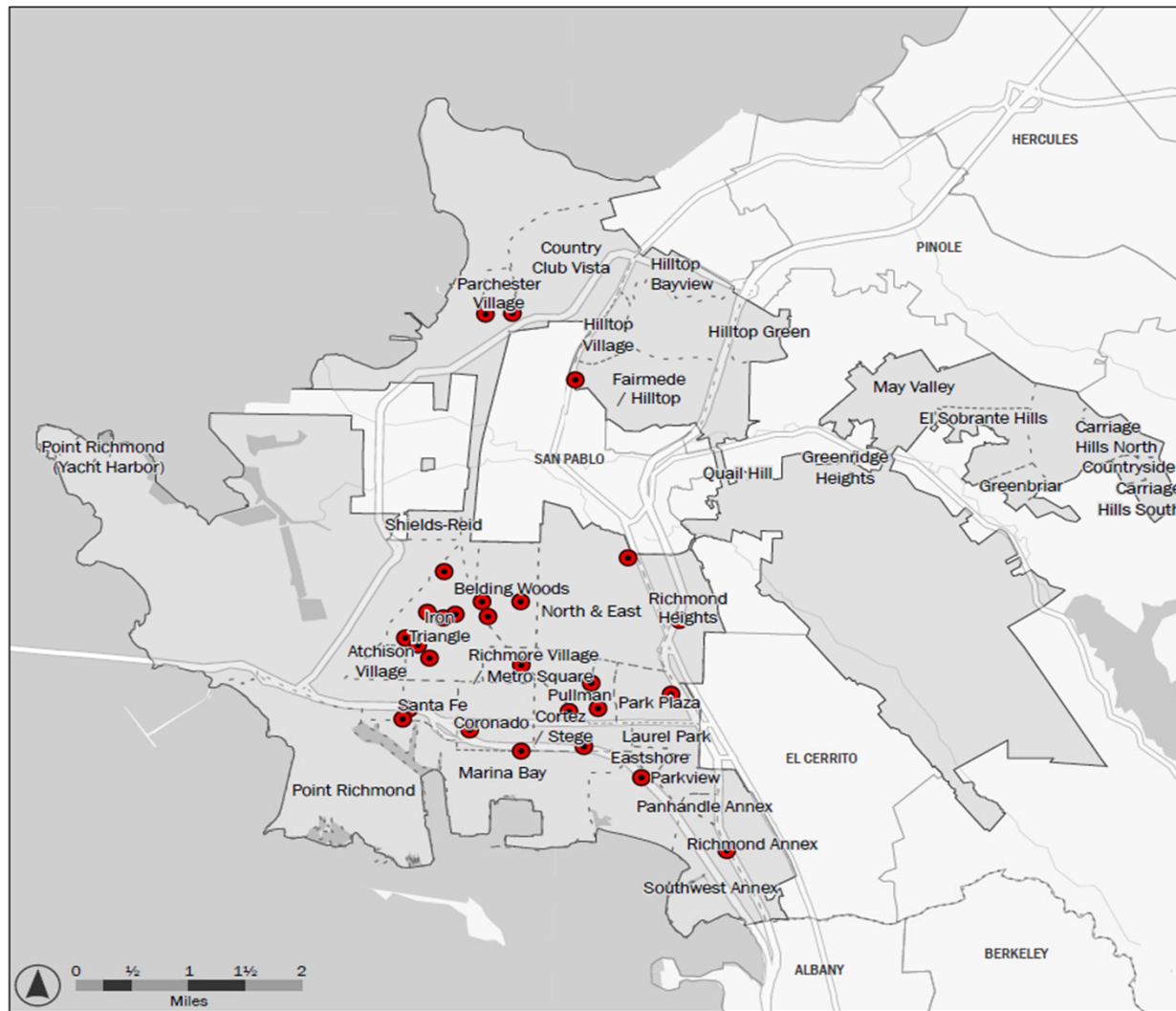


ILLEGAL DUMPING TOTAL COST PER MONTH – 2023*



*Includes Labor and Equipment

Illegal Dumping Hot Spots



- Hot Spot (27)
- ▭ Neighborhood



25-April-2023

PARTNERSHIPS



CORE
COORDINATED OUTREACH REFERRAL,
ENGAGEMENT
(Partnership in Encampment Removals)

