

**PUBLIC
WORKS/ABATEMENT
JANUARY 2025
ABATEMENT UPDATE**

FEBRUARY 25, 2025






ILLEGAL DUMPING



■ 280.88 TONS REMOVED

ILLEGAL DUMPING

932 LOCATIONS






ILLEGAL DUMPING: MATTRESSES, PAINT/OIL AND TIRES




- 251 MATTRESSES
- 122 GALLONS OF PAINT/OIL
- 175 TIRES

ENCAMPMENT ABATEMENT (17)

■ 36.29 Tons removed



ENCAMPMENT ABATEMENT



GRAFFITI REMOVAL



242 Tags Removed
120 Locations

GRAFFITI REMOVAL



ABATEMENT STAFF HOURS

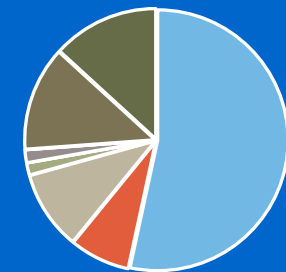


Illegal Dumping	1196
Encampment Removal	168
Graffiti Abatement	220
North Richmond Mitigation	34
Weeds/Brush Abatement	0
Fencing, Private Board Ups & Clean-Ups	0
Seniors Assistance	0
Leave	296
Management	290
Transport/Misc.*	36

Total 2240

Transport/Misc. includes staff hours for removal of debris from vehicles, Point Molate trash removal, and hazardous waste facility disposal.

January Hours

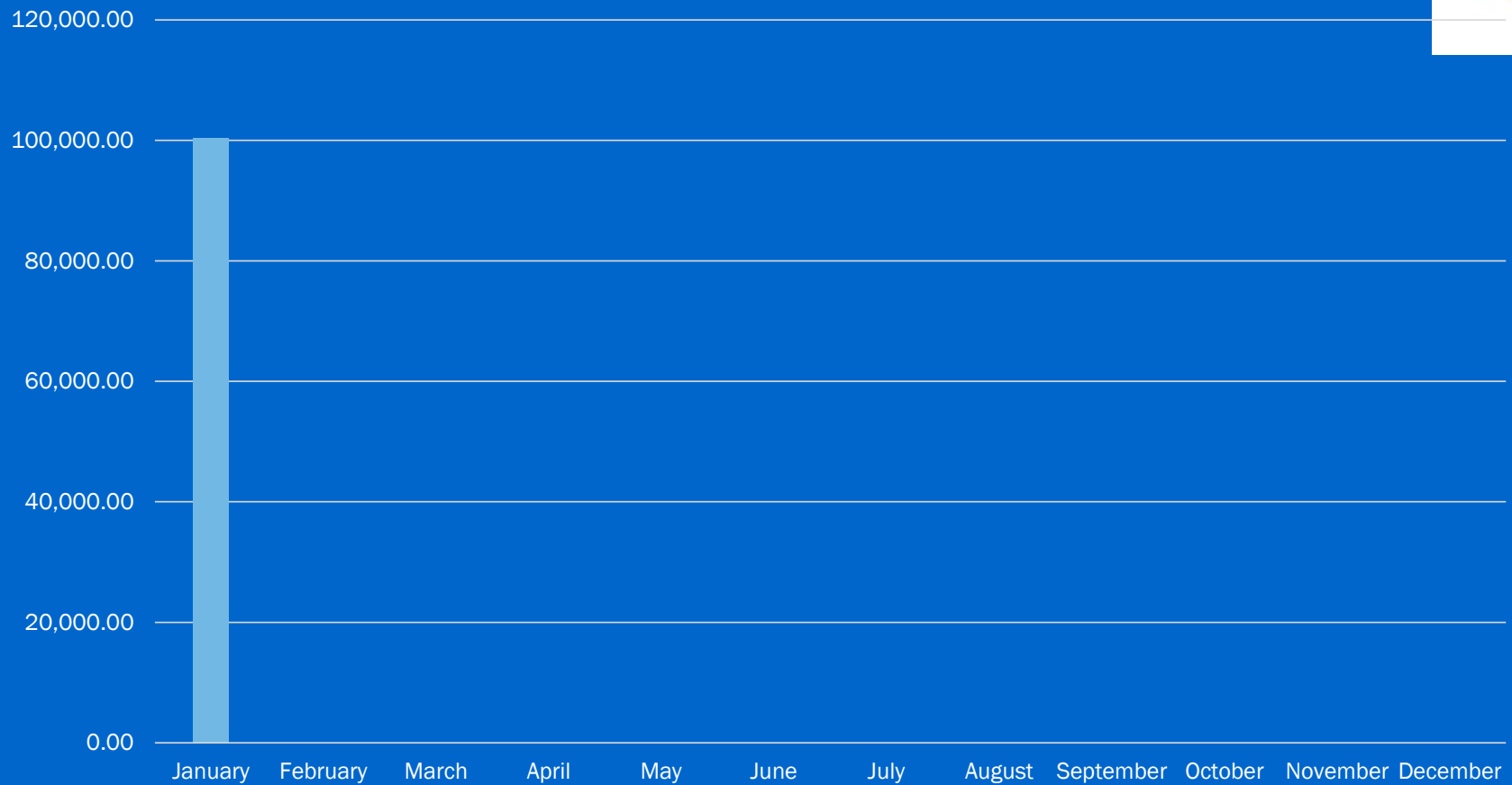


- Illegal Dumping
- Encampment Removal
- Graffiti Abatement
- North Richmond Mitigation
- Weeds/brush Abatement
- Transport/Misc*
- Board Ups/Clean Ups/Fencing
- Seniors Assistance
- Management

ILLEGAL DUMPING TONNAGE COLLECTED PER MONTH - 2025



ILLEGAL DUMPING TOTAL COST PER MONTH – 2025*



*Includes Labor and Equipment



PARTNERSHIPS



CORE
COORDINATED OUTREACH REFERRAL,
ENGAGEMENT
(Partnership in Encampment Removals)

