

Healthy Retail Richmond 2025

There's an opportunity for checkouts to offer more choice by expanding access to healthier options.

Presented by Richmond HOPS and Food Policy Council Youth Advocates!
Built on an initial deck provided by Monique Blodgett & Ashley Trousdell



Introduction

We're here today to introduce Healthy Retail, share its success in other cities, and discuss the opportunity to bring it to the City of Richmond!

We're seeking your support to join this initiative to combat the health disparities and enhance health outcomes.

About Us



Ileana (she/her)



Sunit (she/her)



Amiya (she/her)



Diara (she/her)



Silver (he/him)



Madeeha (she/her)



Aminah (she/her)



Eama (she/her)



Elvira (she/her)



Miki (she/her)

Richmond Youth Food Policy Council and Healthy Options at Point of Sale (HOPS) are youth advocate teams leading this initiative, who aim to address health disparities that are exacerbated by food inequity in Berkeley, Oakland, Richmond and unincorporated areas of Contra Costa County.

History of the Coalitions



Berkeley became the world's first city to implement a healthy checkout policy.

2018

HOPS was launched to address health disparities in **Berkeley, CA**

2019

HOPS expands to **Richmond, CA** to address health disparities

2020

In October 2020, **Berkeley City Council** passed HCO!

2020

HOPS expands to **Oakland, CA** to address health disparities

2024

Contra Costa Board of Supervisors vote unanimously **in favor of Healthy Retail**

2025

HRO heads to **Richmond City Council!**

HCO heads to **Oakland City Council!**

Healthy Retail Objectives

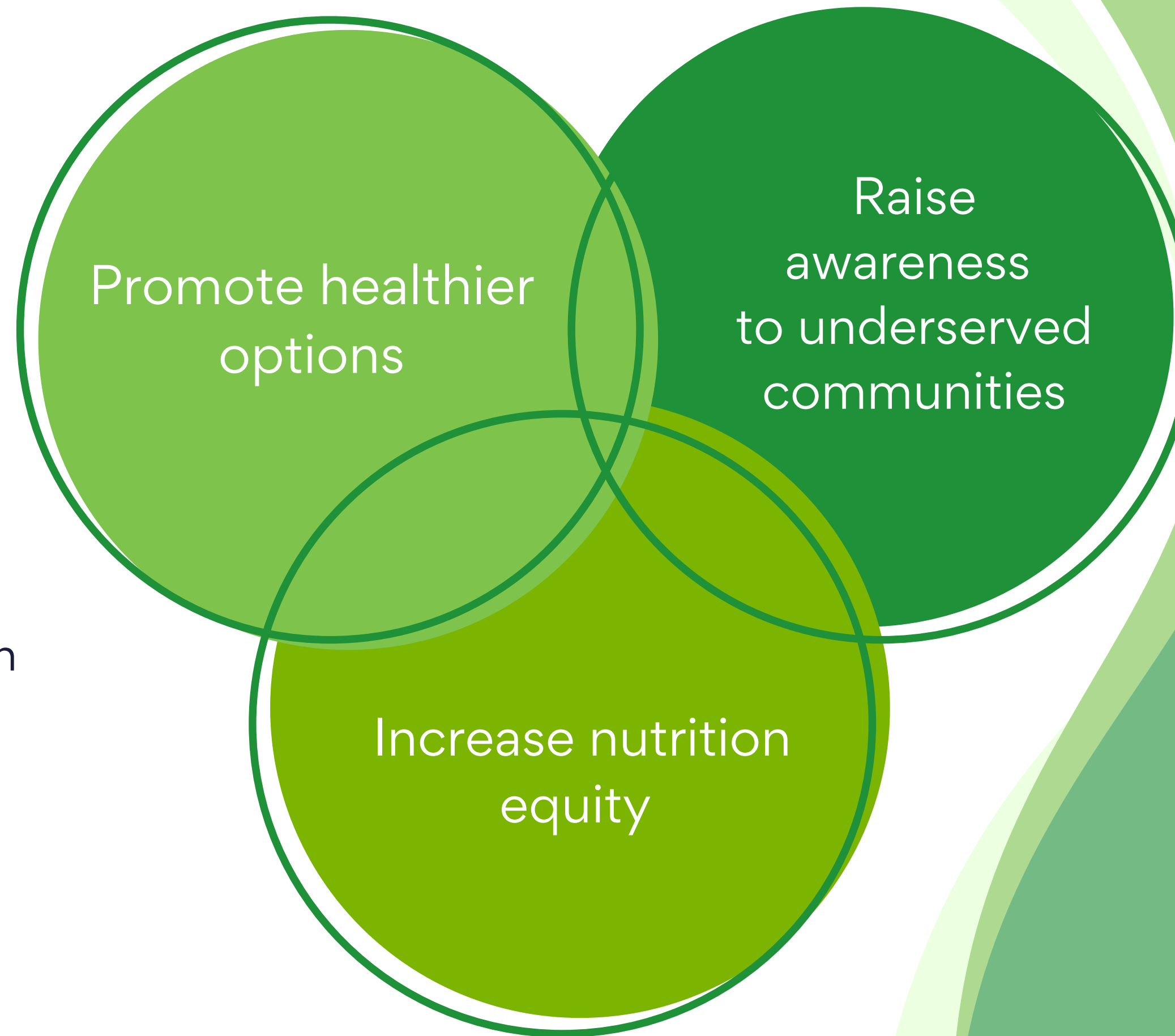
In application, these objectives look like:

Requiring products sold at checkout contain

- 5 grams of sugar or less
- 200 milligrams of sodium or less
- Beverages with no added sugar or sweetener

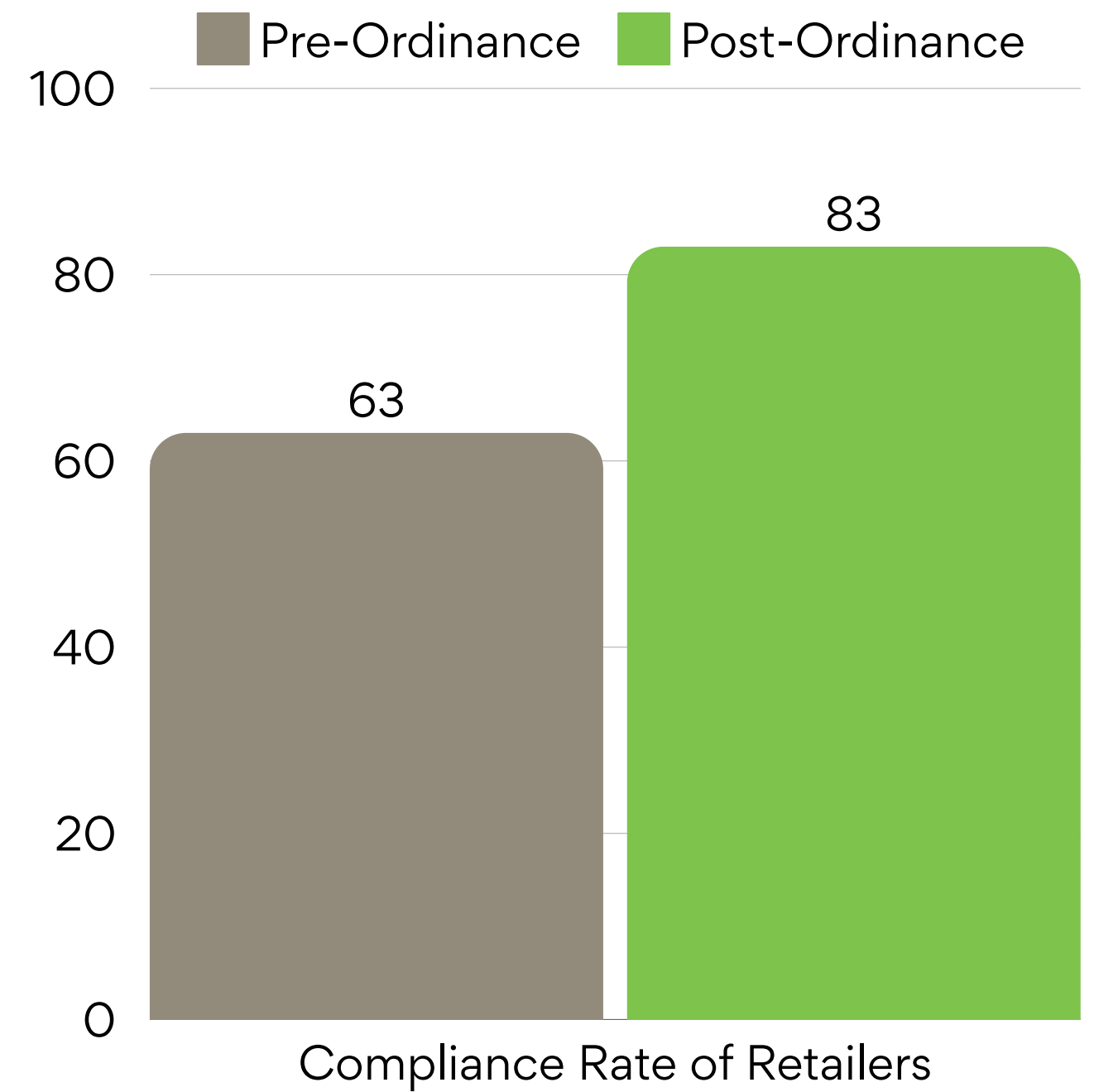
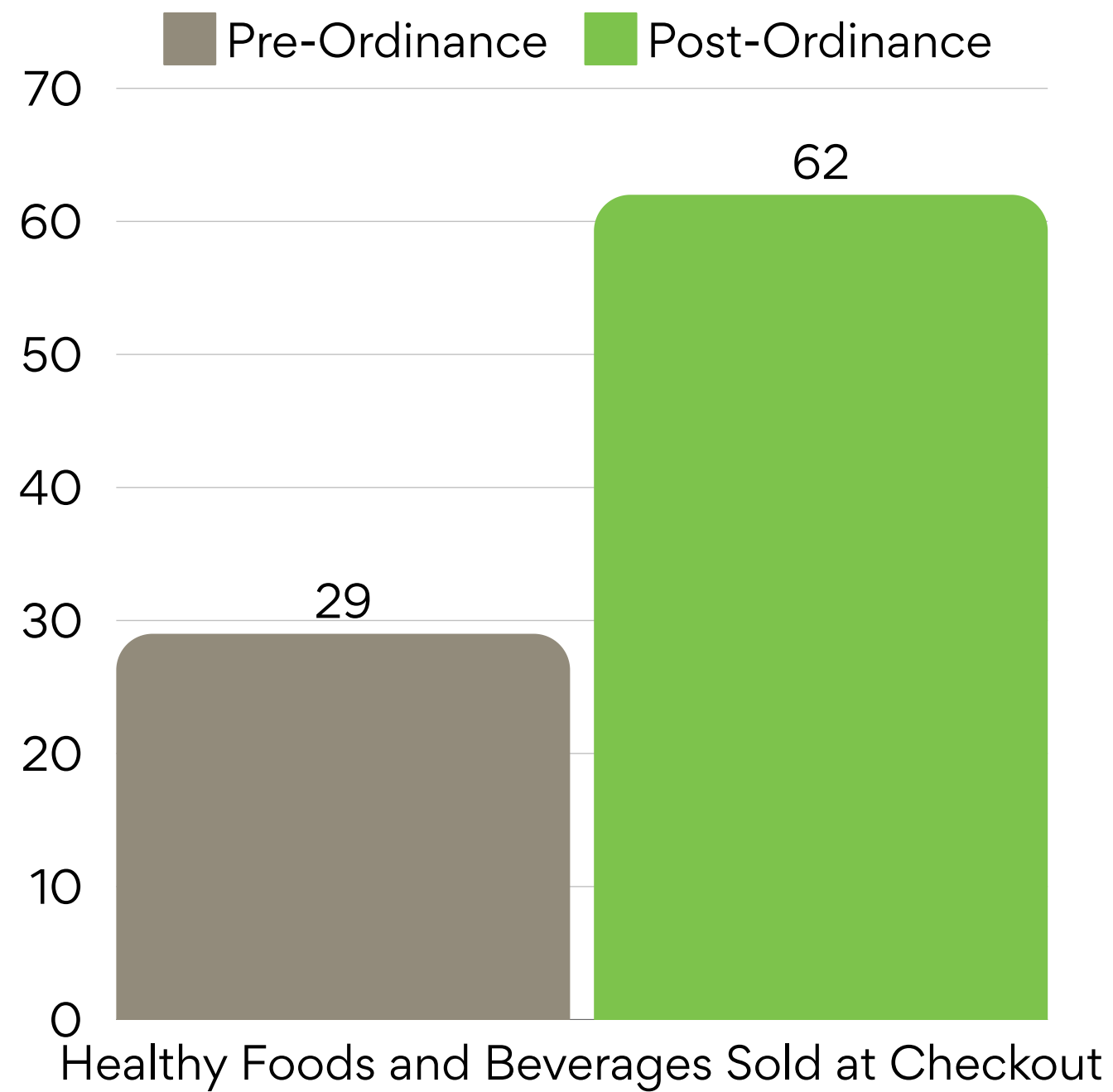
(In stores over 2,000 sq ft.)

- Keep soda in the soda aisle!



Success in Berkeley, CA

In percentages



Positive Results

✓ Berkeley (2020)

✓ Perris (2023)



Expansion Opportunities

Passed and Implemented

✓ Berkeley

✓ Perris

Ordinance Draft In Progress

- Contra Costa County

Pending A Vote

- Oakland
- Richmond



Why Richmond?

About 34 percent of Richmond or **32,000 people (some in this room)** reside in “critical food access areas” or “areas considered underserved when compared to the study area as a whole.”

On average, Richmond residents must travel **almost a mile** to reach a full service grocer, though some residents must travel even further to access food. Given that approximately **10 percent** of households in Richmond do not have a vehicle, these distances to food retailers have a significant impact on accessibility to whole and healthy foods.

Why *not* Richmond?

A recent study found that “for every **one** supermarket or farmer’s market located in Richmond, there are **at least six** fast food restaurants and convenience stores.” These food challenges, and resulting health complications, disproportionately impact Richmond’s low-income residents and communities of color.

Comparing Diabetes Rates Across Richmond Districts (2022)

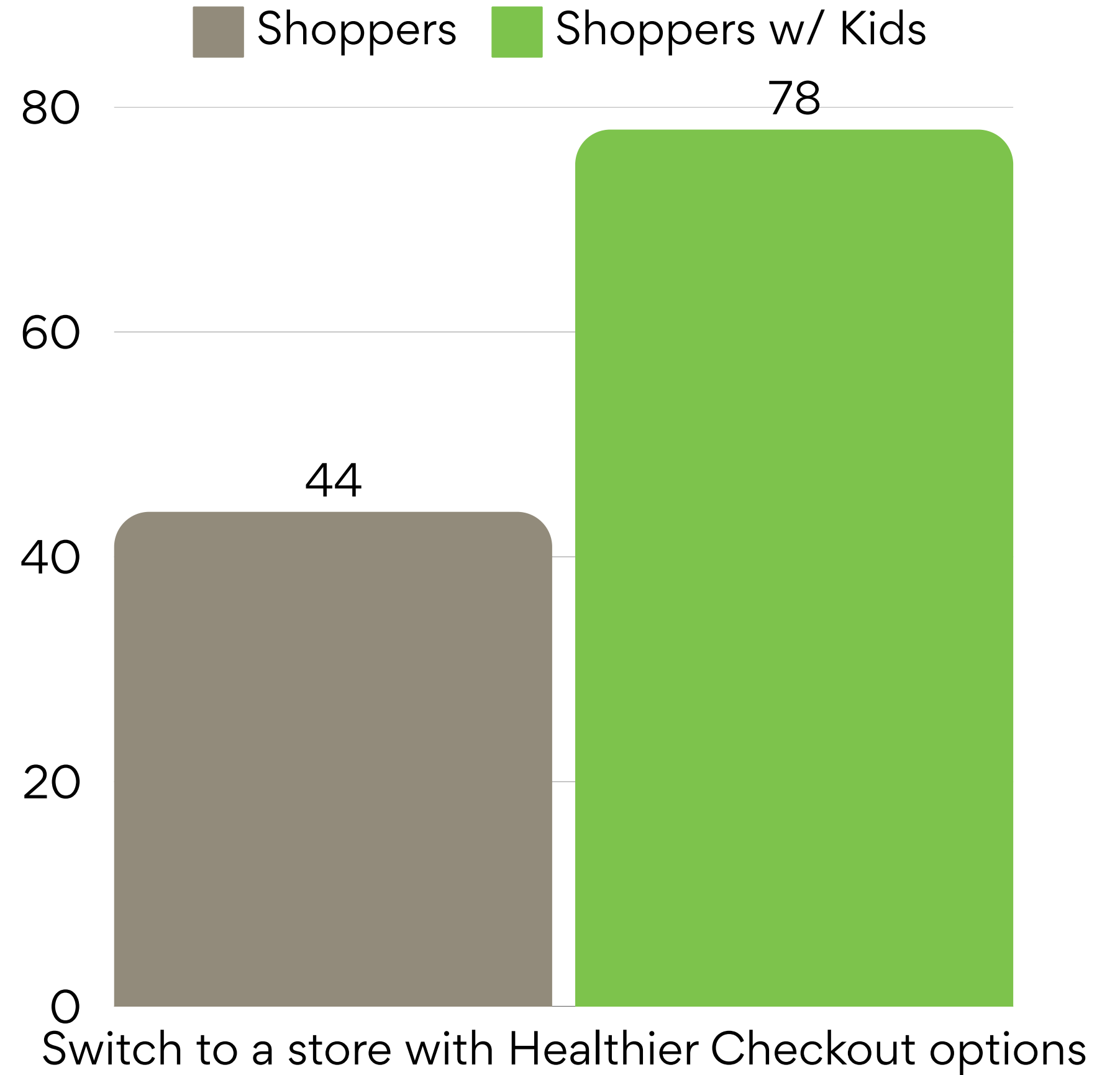
Locations	Percentages
District 1 - Richmond	13.3
District 2 - Richmond	10.6
District 3 - Richmond	15.8
District 4 - Richmond	12
District 5 - Richmond	8.8
District 6 - Richmond	9.5
Berkeley	6.7
Alameda	11.2
Oakland	12.3
California	10.7

This graph illustrates the prevalence of diabetes among adults aged 18 and older.

In Richmond, **half** of the districts (**3 out of 6**) have a **higher** percentage of diabetes prevalence compared to the **state average**, with District 2 closely aligning with the state average.

Seven Letters National Survey of HRO

In percentages



HEALTHY CHECKOUT ITEMS **ACCEPTED...**



**5 grams of
sugar or less**



**200mg of
sodium or less**



**Beverages with
no added sugar
or sweetener**

HEALTHY CHECKOUT ITEMS **NOT ACCEPTED...**



**45 grams of
sugar**



**330 mg of
sodium**



**40 grams
added
sugar**

Enforcement Options

- Annual Inspections by:
 - Code Enforcement
 - Public Health
- Community-Based

The background features a white space with decorative green elements. At the top center, there is a faint, light green circular graphic. In the top left, a solid green circle is positioned. In the bottom right, another solid green circle is placed. A large, curved green shape, consisting of two concentric arcs, sweeps across the right side of the page, starting from the top right and curving towards the bottom right.

We ask for your unwavering support to prioritize this initiative!

Thank You!

The slide features a white background with a decorative graphic on the right side. This graphic consists of two overlapping curved lines that sweep from the top right towards the bottom right. The inner curve is a light, pale green, while the outer curve is a darker, more vibrant green. A small, solid green circle is positioned near the bottom of these curves. The text 'Thank You!' is centered on the left side of the slide in a bold, dark green font.

Q&A Session

