

**PUBLIC  
WORKS/ABATEMENT  
AUGUST 2025  
ABATEMENT UPDATE**

**SEPTEMBER 23, 2025**



# NEIGHBORHOOD DUMPSTER DAYS (4)

- EAST RICHMOND
- MARINA BAY
- RICHMORE VILLAGE
- MAY VALLEY/EL  
SOBRANTE/GREENBRIER/QUAI  
L HILL/HASFORD HEIGHTS
- 19 DUMPSTERS – 40.99 TONS





## 127 SENIORS/DISABLED PERSONS ASSISTED (66.71 TONS)

- EAST RICHMOND
- MARINA BAY
- RICHMORE VILLAGE
- MAY VALLEY
- EL SOBRANTE
- GREENBRIER
- QUAIL HILL
- HASFORD HEIGHTS



# ILLEGAL DUMPING

South St. & Beck  
Central Ave

■ 200.3 TONS REMOVED





## ILLEGAL DUMPING

*5<sup>th</sup> St & Bissell  
S16th & Maine*

■ 1022 LOCATIONS





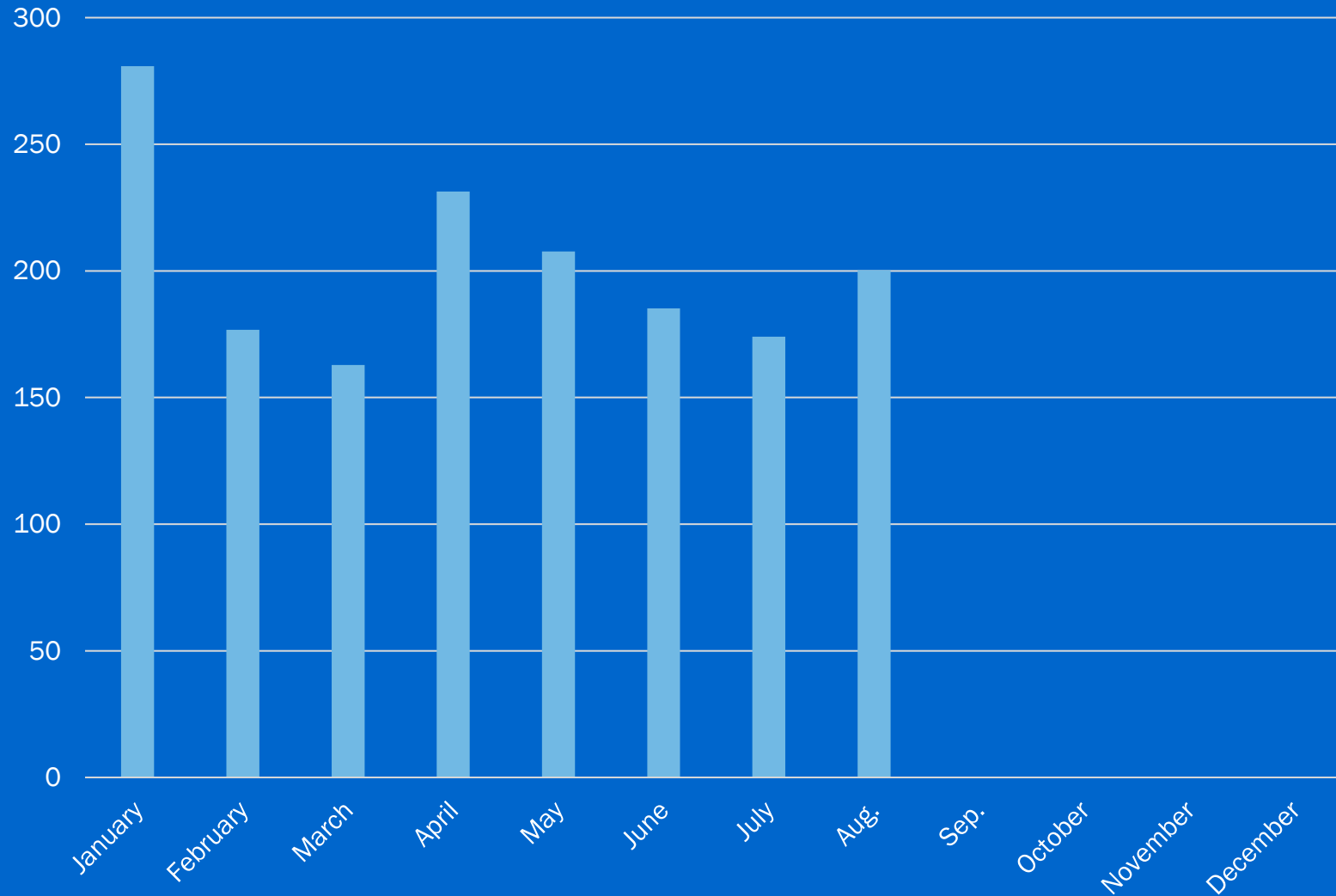

**ILLEGAL DUMPING: MATTRESSES, PAINT/OIL AND TIRES**  
**MATTRESS – 500 BLOCK OF 5<sup>TH</sup> ST..**  
**TIRES – 7<sup>TH</sup> ST/HENSLEY AVE**  
**OIL/PAINT**

- 272 MATTRESSES
- 160 GALLONS OF PAINT/OIL
- 362 TIRES

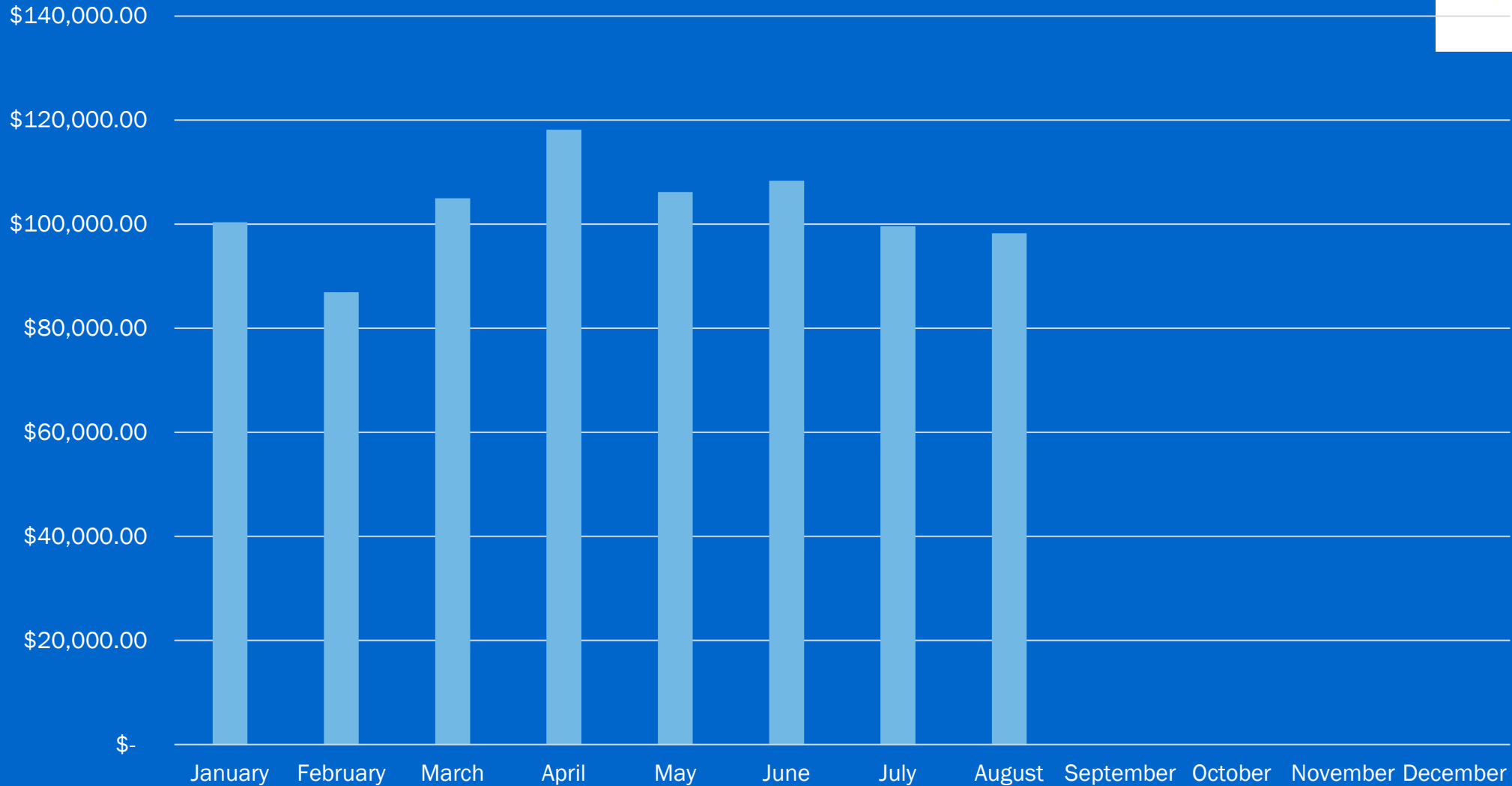





# ILLEGAL DUMPING TONNAGE COLLECTED PER MONTH - 2025



# ILLEGAL DUMPING TOTAL COST PER MONTH – 2025\*



\*Includes Labor and Equipment

# ENCAMPMENTS ABATEMENT

- 18 LOCATIONS

- RICHMOND PARKWAY/CASTRO ST.

■ 33.98 Tons removed



# ENCAMPMENTS ABATEMENT

*-JULIGA WOODS*



# BOULDERS/K-RAILS INSTALLATION: ON DUMPING AND ENCAMPMENTS HOT'S SPOTS

- DEL CAMINO DR.



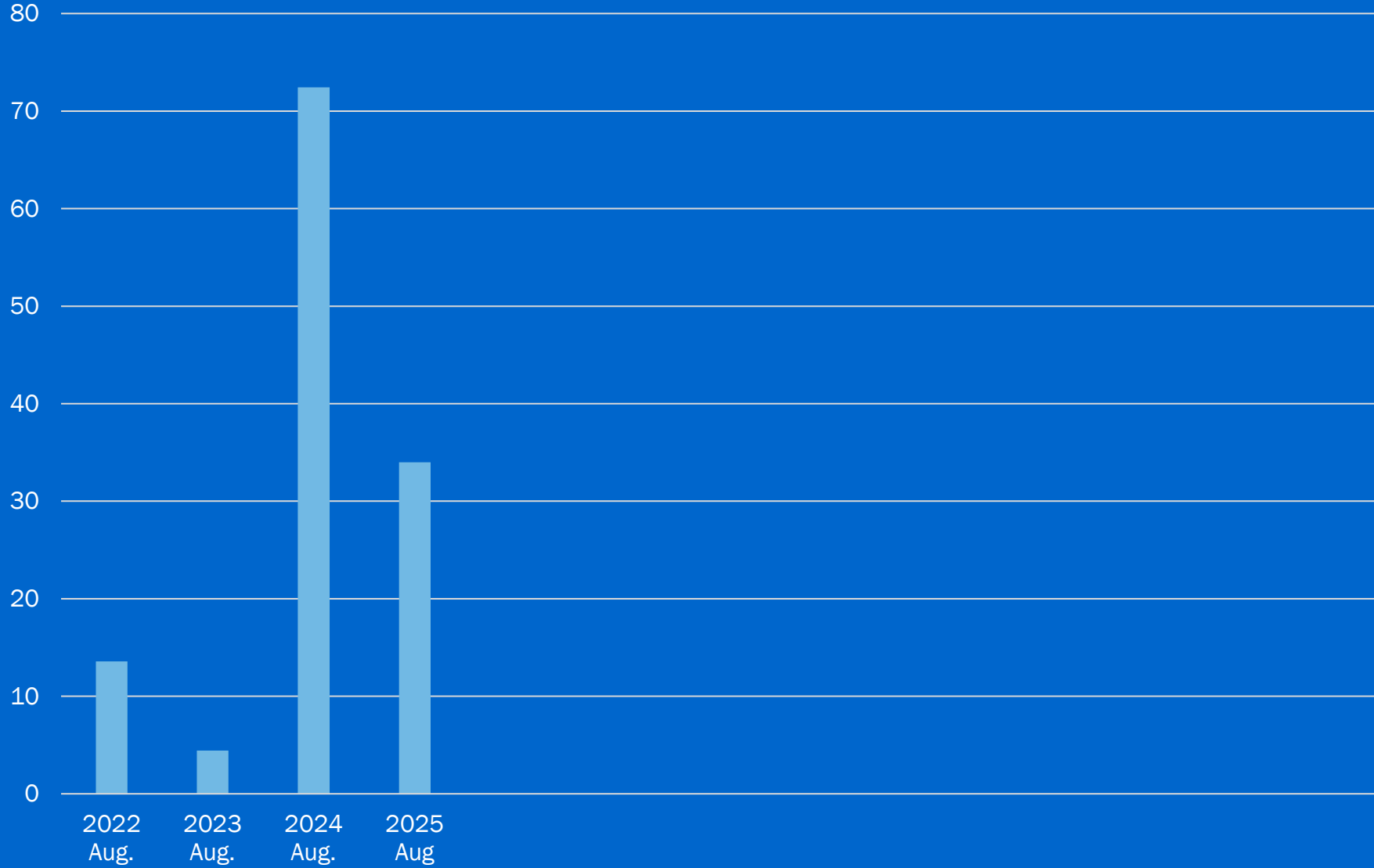


**BOULDERS/K-RAILS INSTALLATION:  
ON DUMPING AND ENCAMPMENTS  
HOT'S SPOTS**

- DEL CAMINO DR.
- WRIGHT AVE



# ENCAMPMENTS TONNAGE COLLECTED PER MONTH (AUGUST)



# GRAFFITI REMOVAL



Garvin Alleyway



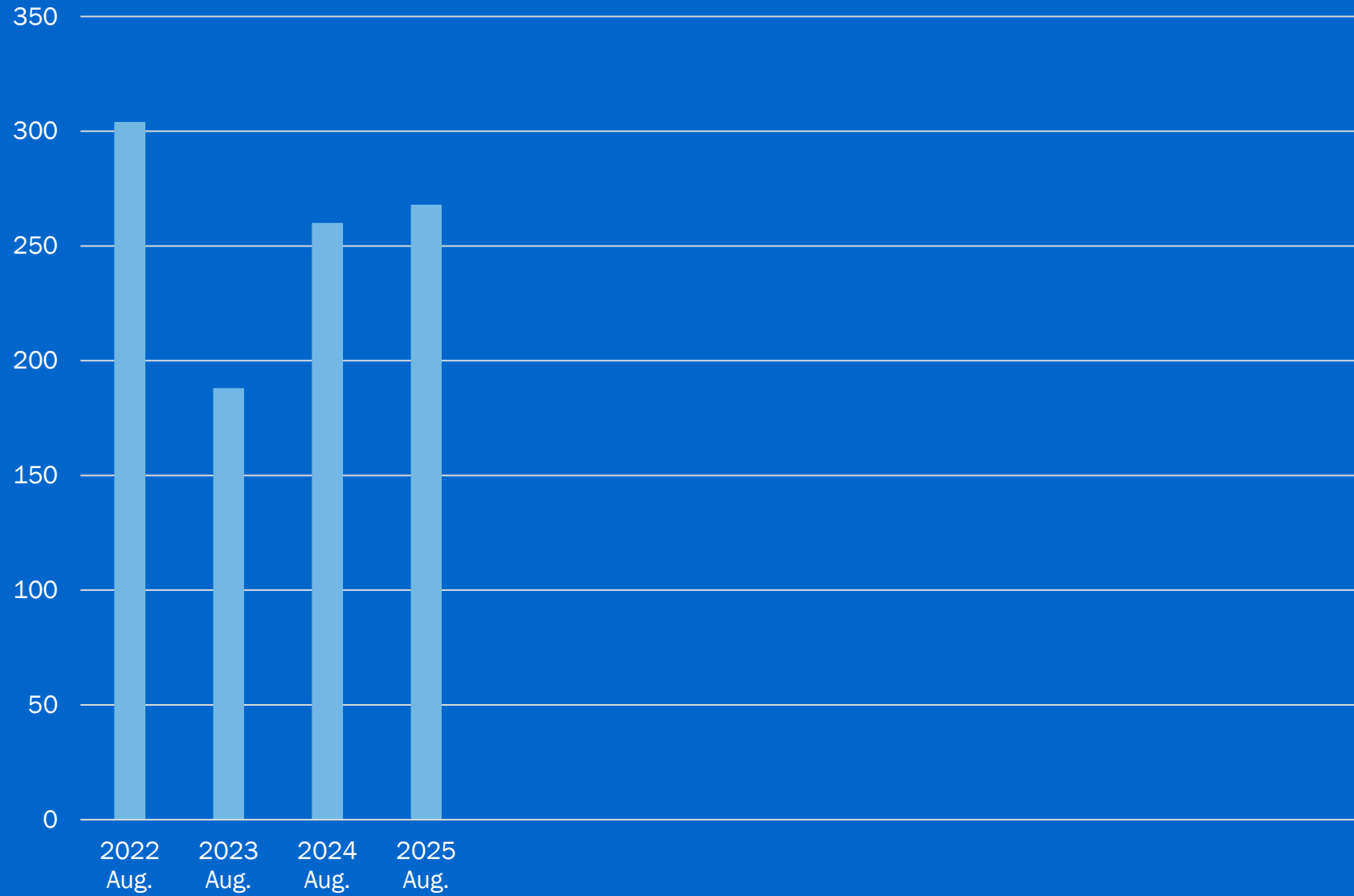

268 Tags Removed  
134 Locations

# GRAFFITI REMOVAL

Espee Ave.




# GRAFFITI TAGS REMOVED PER MONTH





# WEED ABATEMENT (14 LOCATIONS)

NWAY.



# ED ABATEMENT (14 ATIONS)

HMOND PARKWAY  
TRAIL  
TH ST. & OHIO AVE





## ED ABATEMENT

TH ST. & OHIO AVE

ST AND MACDONALD AVE -





August Stats	2023	2024	2025	YTD		
	2023	2024	2025	2023	2024	2025
Material Dumping (Tons)	244.64	392.56	200.3	1765.18	2005.52	1618.87
Addresses	302	247	272	1788	1803	1913
Dropster Days (Tons)	89.17	133.65	66.71	457.84	536.11	477.68
Number of Events	4	5	4	21	23	20
Workshops	8	14	18	46	83	141
Hours	4.43	72.44	33.98	146.56	212.47	325.11
Benefit Tags	188	260	268	1492	1315	2050

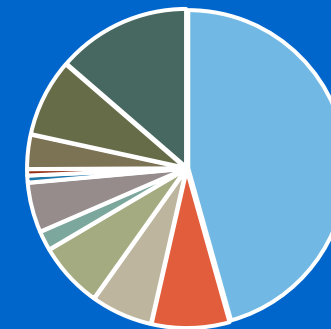
# STATEMENT STAFF HOURS

Dumping	1150
Encampment Removal	200
Boulder/K-rails Installation	158
Graffiti Abatement	168
North Richmond Mitigation	50
Weeds/Brush Abatement	128
Fencing, Private Board Ups & Clean-Ups	16
Seniors Assistance	88
Transport/Misc.*	344
Management	200
Support/Misc.*	18
<b>Total</b>	<b>2520</b>

\*Support/Misc. includes staff hours for removal of debris from vehicles, Point Molate trash removal, and hazardous waste facility disposal.



August Hours



- Illegal Dumping
- Encampment Removal
- Boulder/K-rails Installation
- Graffiti Abatement
- North Richmond Mitigation
- Weeds/brush Abatement
- Transport/Misc.\*
- Board Ups/Clean Ups/Fencing
- Seniors Assistance



# PARTNERSHIPS



**CORE**  
COORDINATED OUTREACH REFERRAL,  
ENGAGEMENT  
(Partnership in Encampment Removals)



**REPUBLIC**  
SERVICES

