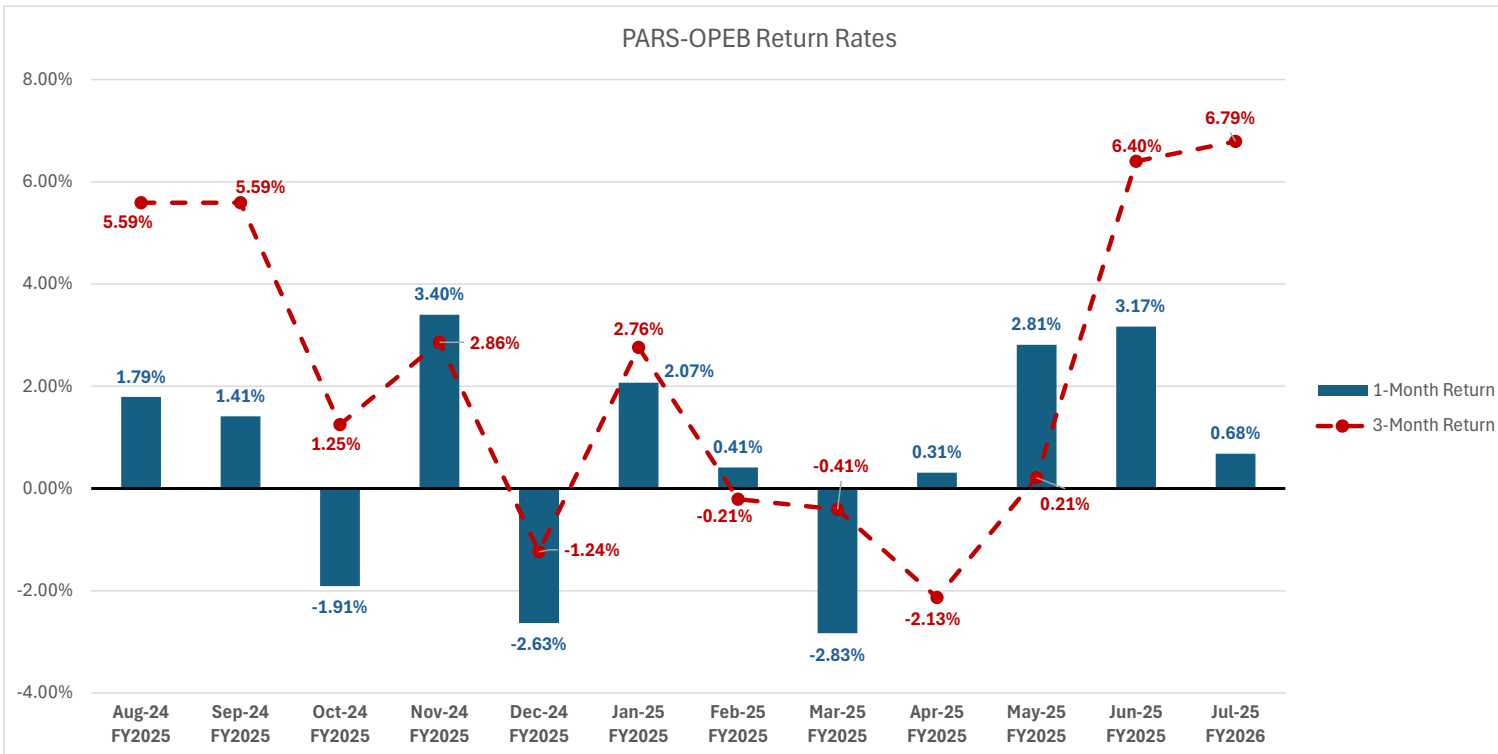




**City of Richmond  
PARS-OPEB Summary  
Period Ending July 31, 2025**

City of Richmond  
Finance Department  
450 Civic Center Plaza  
Richmond, CA 94804  
(510) 620-6740

Account	Frequency	Beg. Balance	Contributions	Interest Gain(Loss)	Fees	End Balance	Rate
PARS-OPEB	Monthly	56,551,060.87	40,962.50	383,992.43	(15,503.21)	56,960,512.59	0.68%



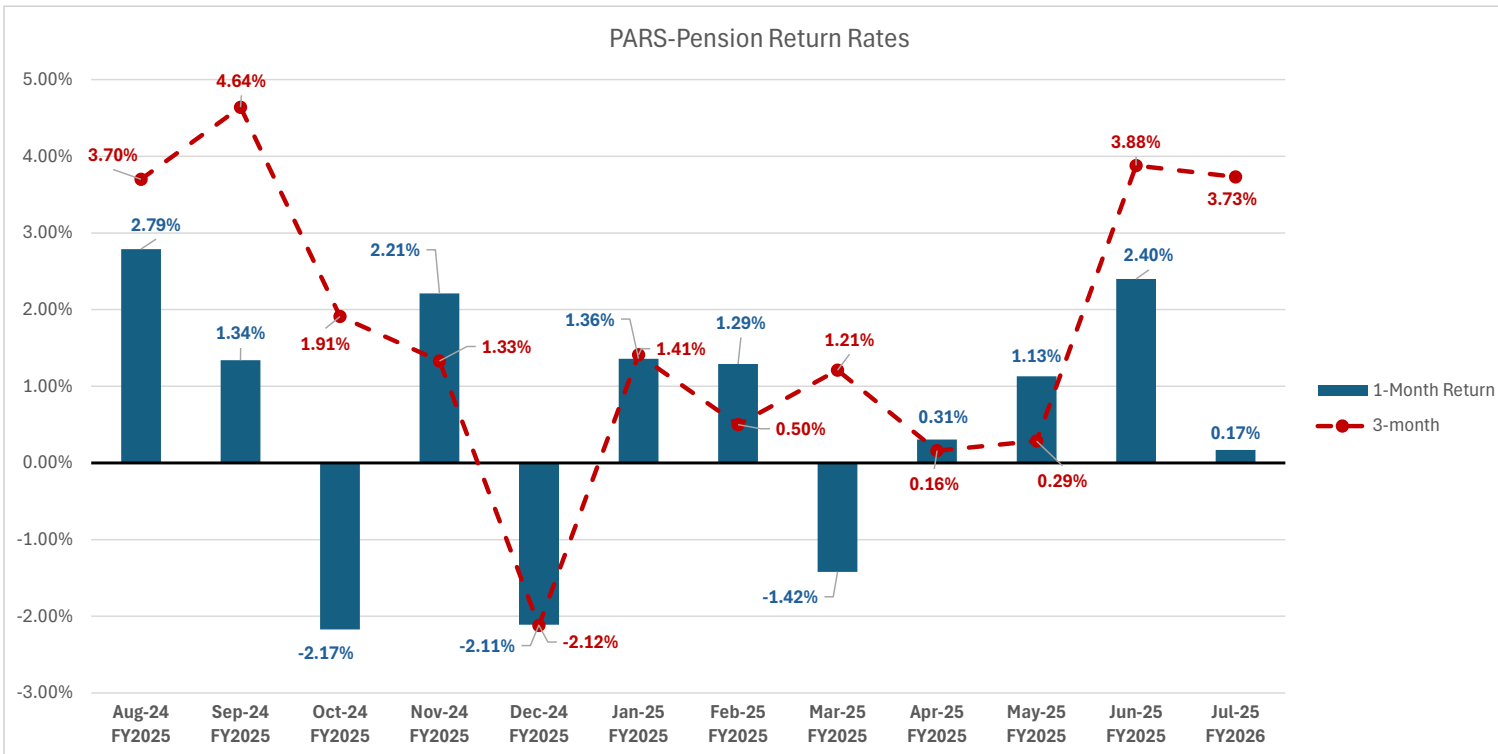
Annualized Returns	
FY 2018	6.60%
FY 2019	6.77%
FY 2020	3.62%
FY 2021	26.76%
FY 2022	-13.72%
FY 2023	9.49%
FY 2024	13.37%
FY 2025	10.49%



**City of Richmond**  
**PARS-Pension Summary**  
**Period Ending July 31, 2025**

City of Richmond  
 Finance Department  
 450 Civic Center Plaza  
 Richmond, CA 94804  
 (510) 620-6740

Account	Frequency	Beg. Balance	Contributions	Interest Gain(Loss)	Fees	End Balance	Rate
PARS-Pension	Monthly	4,277,473.39	1,077,261.00	7,257.76	(1,176.21)	5,360,815.94	0.17%



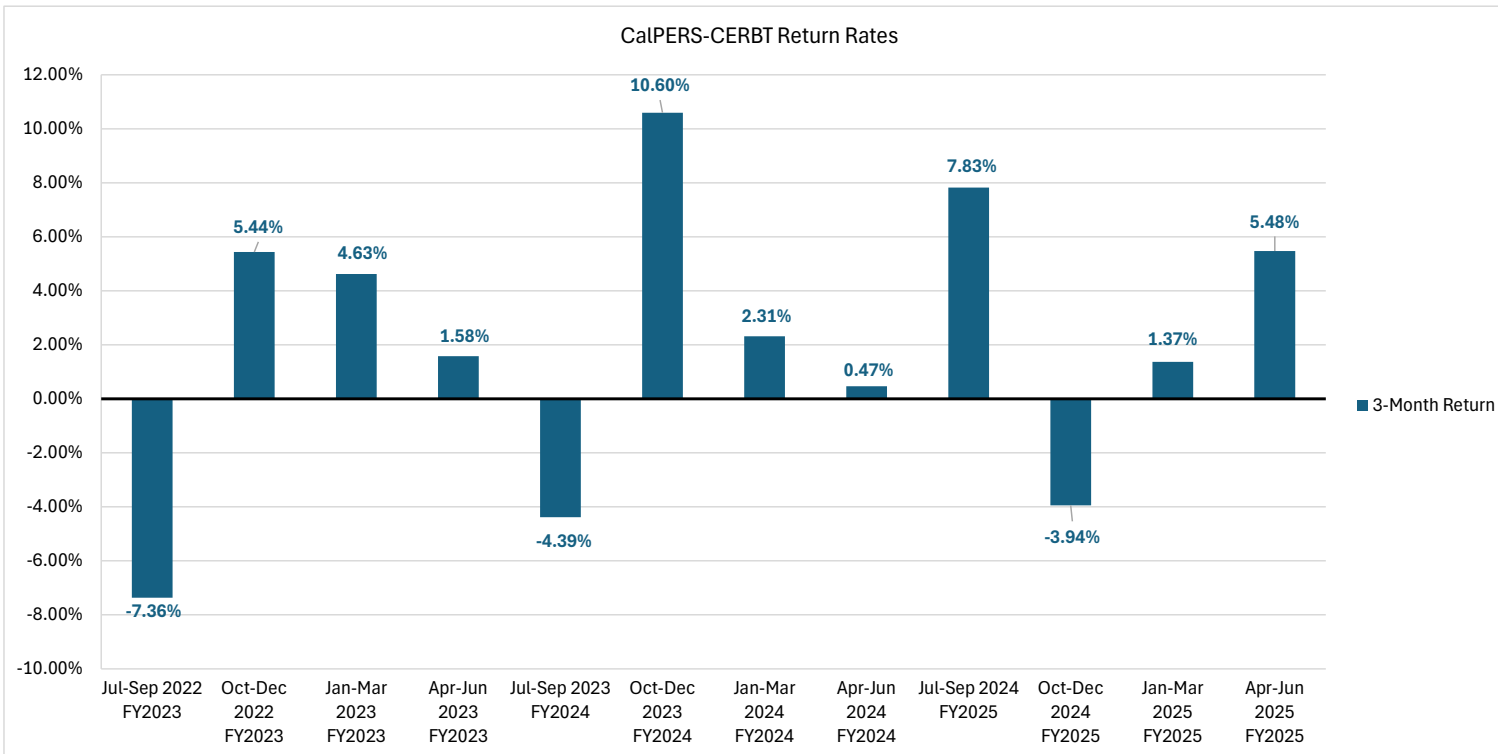
Annualized Returns	
FY 2025	7.68%



**City of Richmond  
CalPERS-CERBT Summary  
Quarter Ending June 30, 2025**

City of Richmond  
Finance Department  
450 Civic Center Plaza  
Richmond, CA 94804  
(510) 620-6740

Account	Frequency	Beg. Balance	Contributions	Interest Gain(Loss)	Fees	End Balance	Rate
CalPERS-CERBT	Quarterly	12,853,411.48	277,836.32	703,814.74	(2,286.02)	13,832,776.52	5.48%



Annualized Returns	
FY 2020	5.97%
FY 2021	20.47%
FY 2022	-12.60%
FY 2023	3.81%
FY 2024	8.69%
FY 2025	10.74%