

**PUBLIC
WORKS/ABATEMENT
OCTOBER 2025
ABATEMENT UPDATE**

NOVEMBER 18, 2025



NEIGHBORHOOD DUMPSTER DAYS (4)

- SANTA FE
- POINT RICHMOND
- HILLTOP GREEN
- HILLTOP VILLAGE
- EAST RICHMOND
- CORONADO
- SHIELDS-REID/NORTH RICHMOND

■ 44 DUMPSTERS – 99.56 TONS



10/25/2025

192 SENIORS/DISABLED PERSONS ASSISTED (55.24 TONS)

- SANTA FE
- POINT RICHMOND
- HILLTOP GREEN
- HILLTOP VILLAGE
- EAST RICHMOND
- CORONADO
- SHIELDS-REID/NORTH RICHMOND





ILLEGAL DUMPING

204.01 TONS REMOVED


DEAD END OF SPRING STREET



ILLEGAL DUMPING

■ 204.01 TONS REMOVED

South 16th & Florida Ave
Central & Jacuzzi Street
5th Street & Bissell Avenue



■ **ILLEGAL DUMPING:
MATTRESSES, PAINT/OIL
AND TIRES**

348 MATTRESSES

148 GALLONS OF PAINT/OIL

272 TIRES

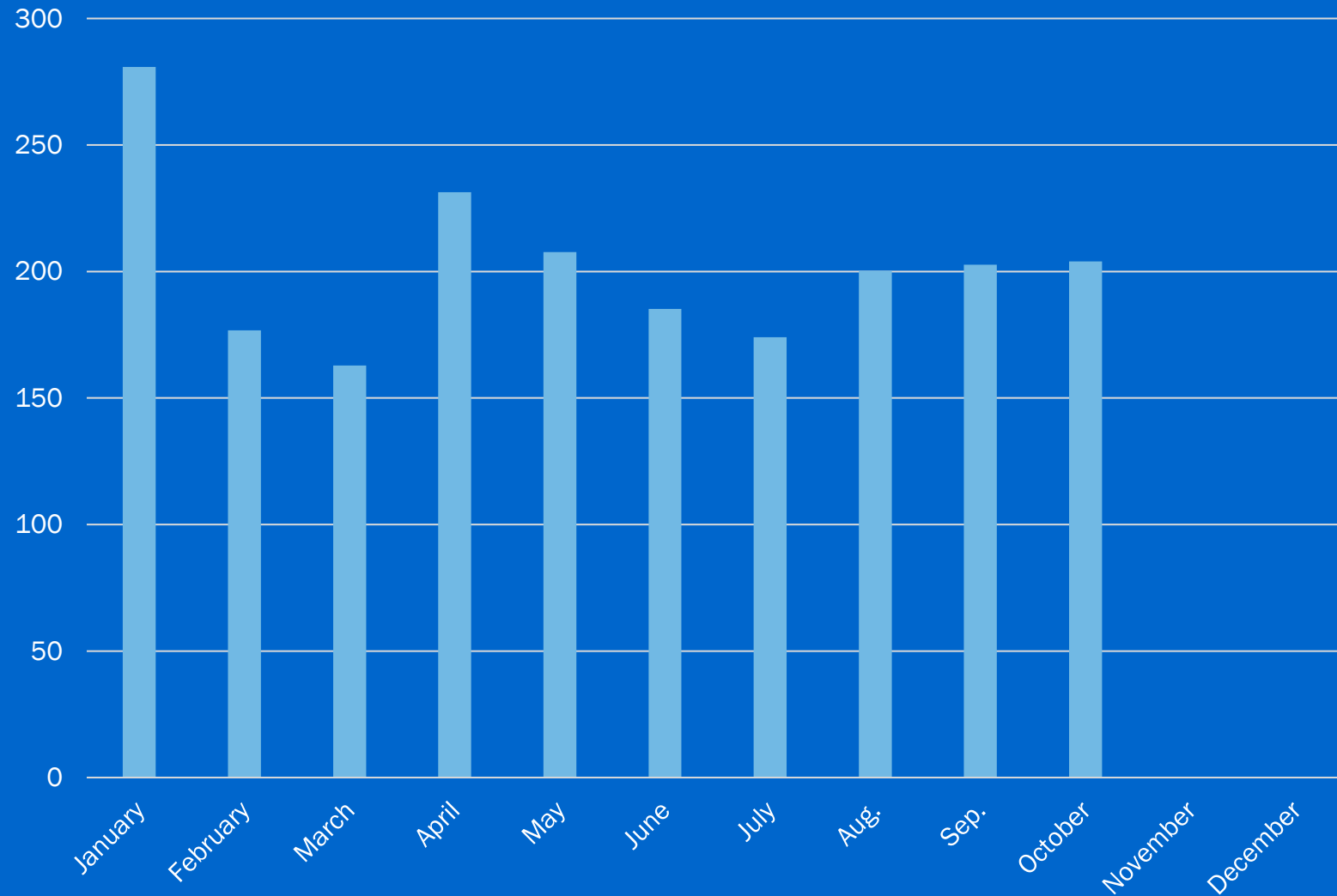
MATTRESSES – 34TH, ST. & NEVIN AVE

TIRES – BOORMAN PARK

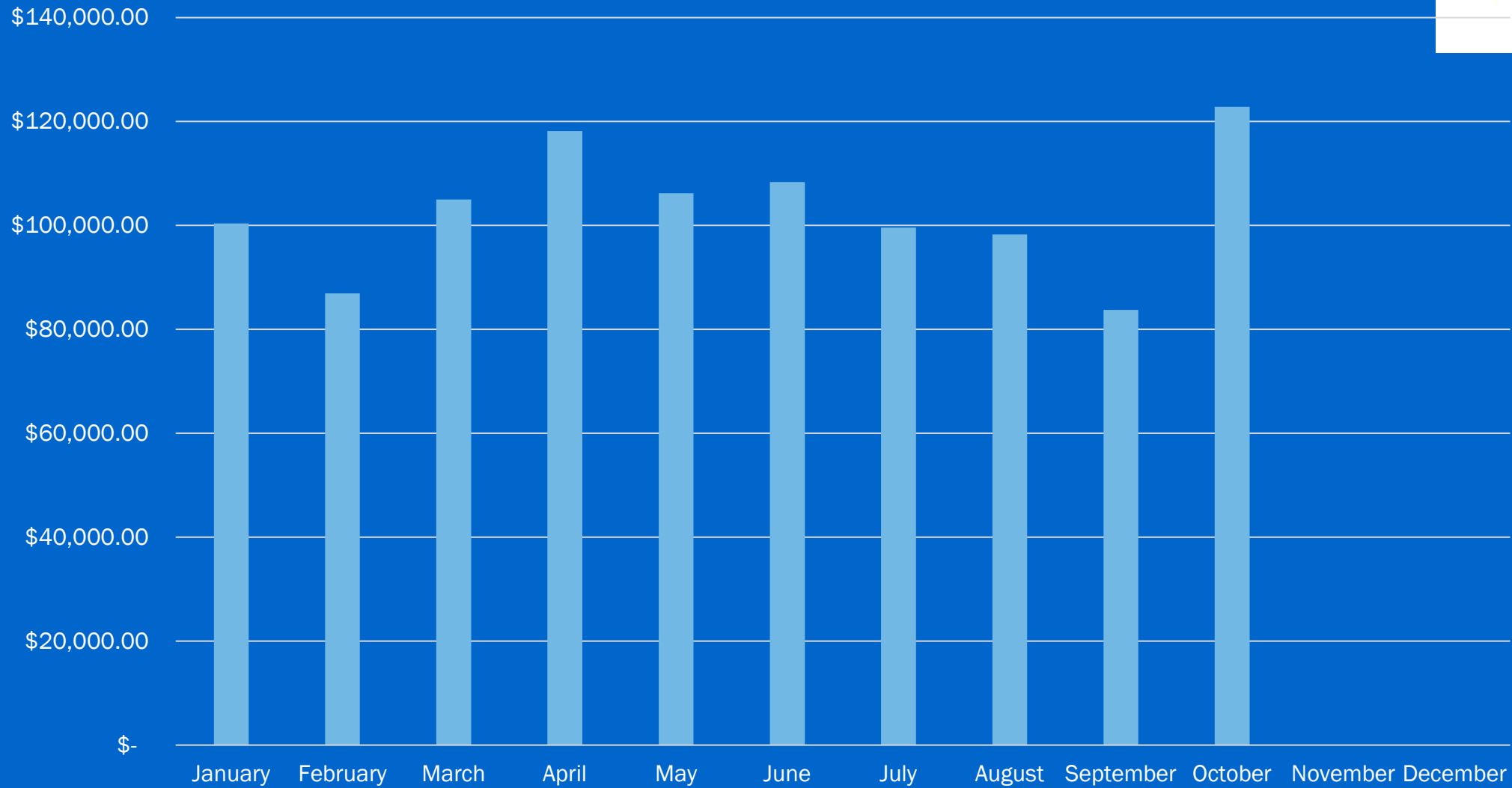
OIL/PAINT – FACTORY STREET



ILLEGAL DUMPING TONNAGE COLLECTED PER MONTH - 2025



ILLEGAL DUMPING TOTAL COST PER MONTH – 2025*



*Includes Labor and Equipment

■ ENCAMPMENTS ABATEMENT

20 LOCATIONS

32.42 Tons removed

- Wright Avenue
- Central Avenue
- Miraflores Property

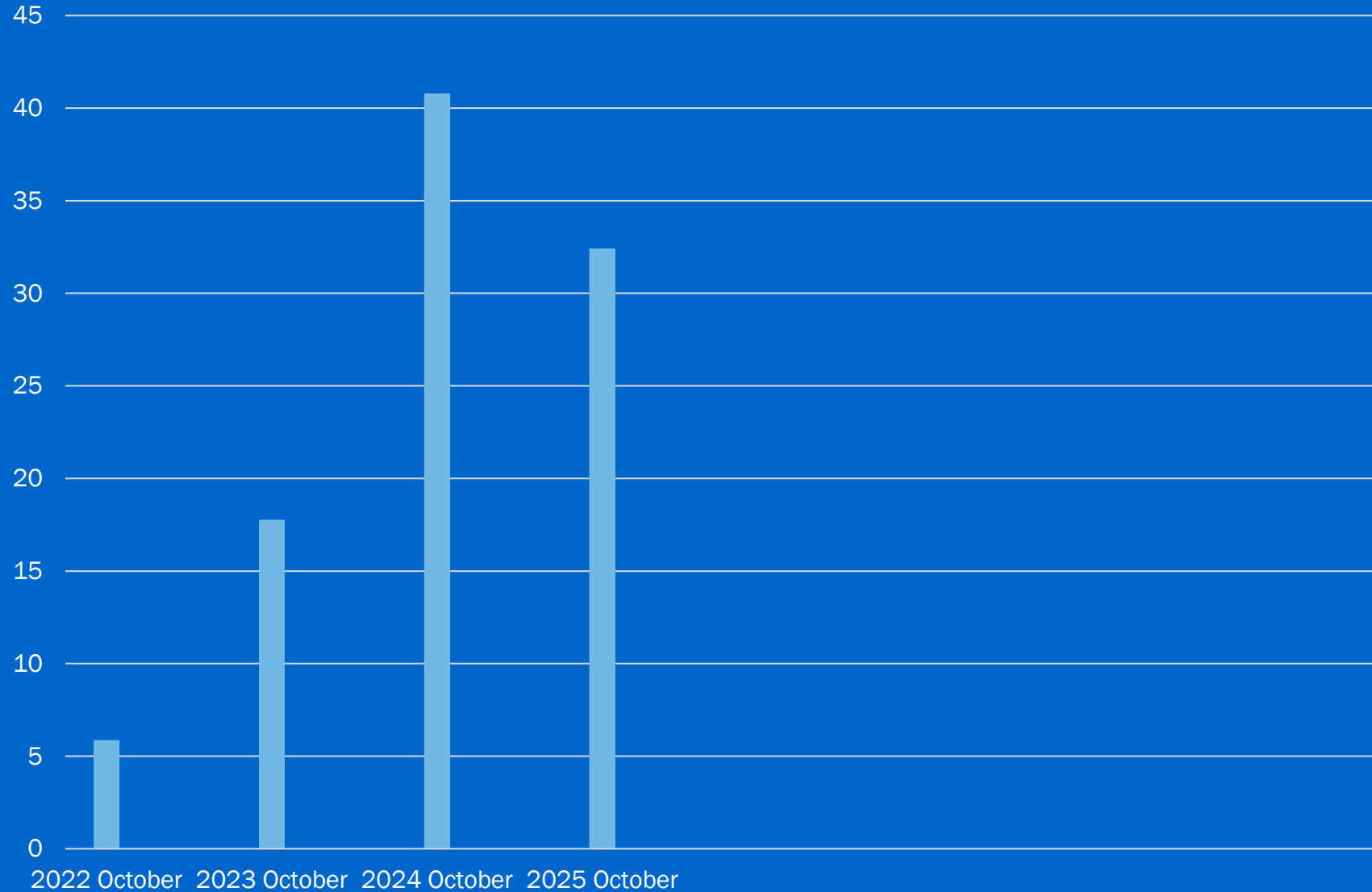





■ ENCAMPMENTS ABATEMENT

SOUTH 2ND STREET & MAINE AVENUE
1ST STREET/GREENWAY

ENCAMPMENTS TONNAGE COLLECTED PER MONTH (OCTOBER)



GRAFFITI REMOVAL



Central Ave/I-80 Underpass



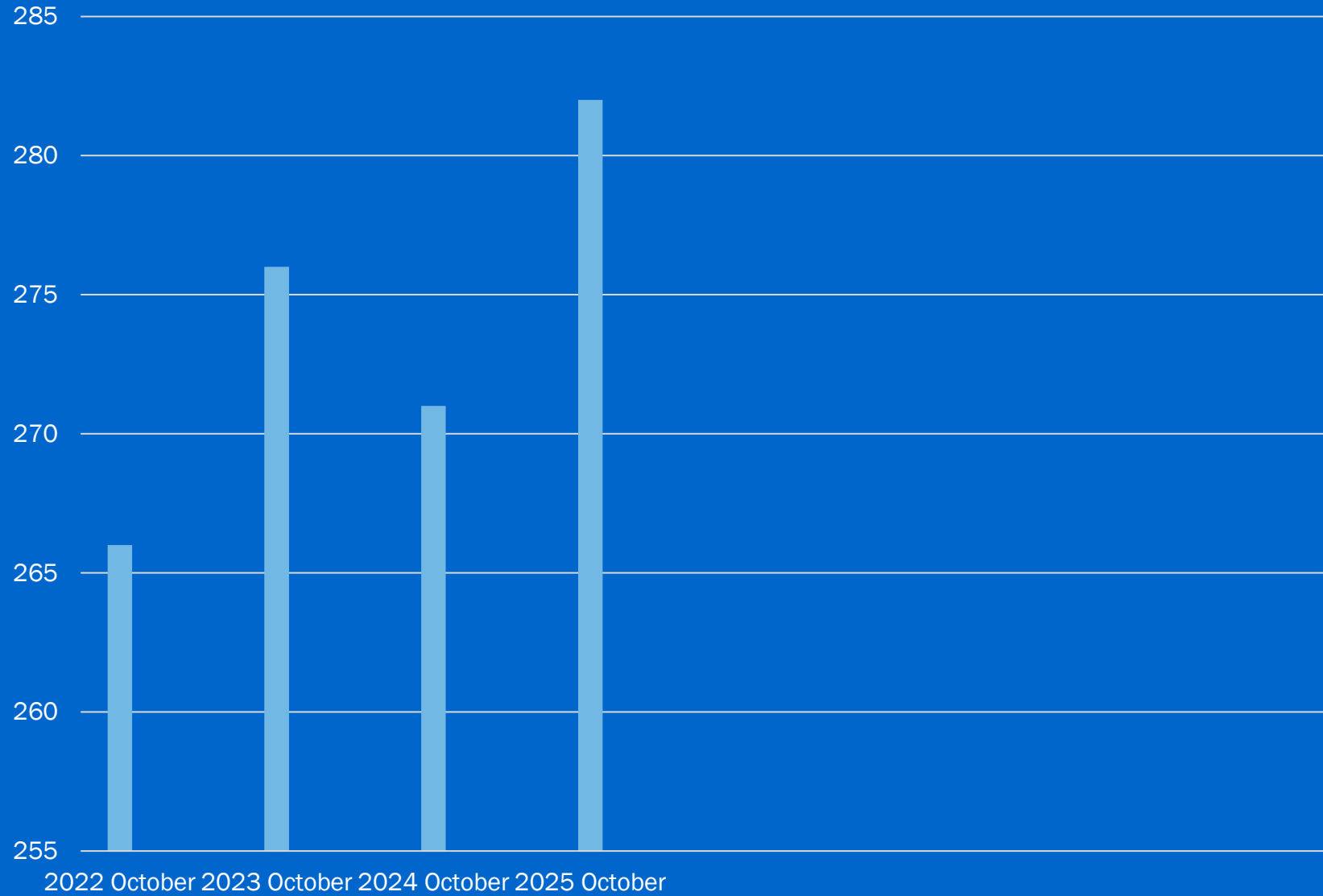

282 Tags Removed
136 Locations

■ GRAFFITI REMOVAL

Martin Luther King Park.



GRAFFITI TAGS REMOVED PER MONTH





BOULDERS INSTALLATION: ON ILLEGAL DUMPING AND ENCAMPMENTS HOT'S SPOTS

- POTRERO STREET AVE 7 S 23RD
STREET
- (PORTOLA AVE – KEARNEY
UNDREPASS





VEHICLES/BOATS DISMANTLING (6)

- OLIVERS' & CIVIC CENTER TOW YARD
- TOWED BY PD/PARKING ENFORCEMENT FROM PUBLIC RIGHT OF WAYS






PRIVATE PROPERTY CLEAN-UP (WARRANT)

STATE CT. – LAUREL PARK NEIGHBORHOOD



PRIVATE PROPERTY BOARD-UPS

- STATE COURT - LAUREL PARK NEIGHBORHOOD





MISCELLANEOUS:

**SIDEWALKS & WALKWAYS
CLEAN-UPS (4)**

■ 21ST STREET & MACDONALD
AVENUE



WEED ABATEMENT (4 LOCATIONS)

RICHMOND PARKWAY

BAY TRAIL





October Stats	2023	2024	2025	YTD		
	2023	2024	2025	2023	2024	2025
Illegal Dumping (Tons)	322.09	305.43	204.01	2297.74	2582.8	2025.52
• Mattresses	290	258	348	2302	2324	2599
Dumpster Days (Tons)	53.79	101.67	154.8	595.46	804.66	716.15
*Number of Events	2	3	4	26	29	28
Encampments	7	16	20	31	111	176
• Tons	17.76	40.79	32.42	169.27	285.44	419.28
Graffiti Tags	276	271	282	1956	1756	2576

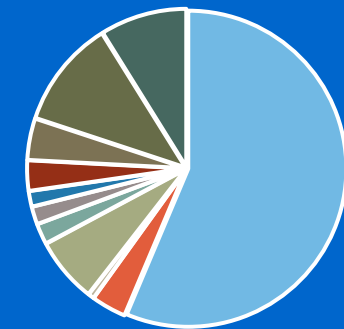
ABATEMENT STAFF HOURS

Illegal Dumping	1488
Encampment Removal	94
Boulder/K-rails Installation	16
Graffiti Abatement	176
North Richmond Mitigation	56
Weeds/Brush Abatement	48
Fencing, Private Board Ups & Clean-Ups	82
Seniors Assistance	112
Leave	234
Management	292
<u>Transport/Misc.*</u>	<u>42</u>
<i>Total</i>	2400

Transport/Misc. includes staff hours for removal of debris from vehicles, Point Molate trash removal, and hazardous waste facility disposal.




October Hours



- Illegal Dumping
- Encampment Removal
- Boulder/K-rails Installation
- Graffiti Abatement
- North Richmond Mitigation
- Weeds/brush Abatement
- Transport/Misc.*
- Board Ups/Clean Ups/Fencing
- Seniors Assistance
- Management
- Leave



PARTNERSHIPS



CORE
COORDINATED OUTREACH REFERRAL,
ENGAGEMENT
(Partnership in Encampment Removals)

