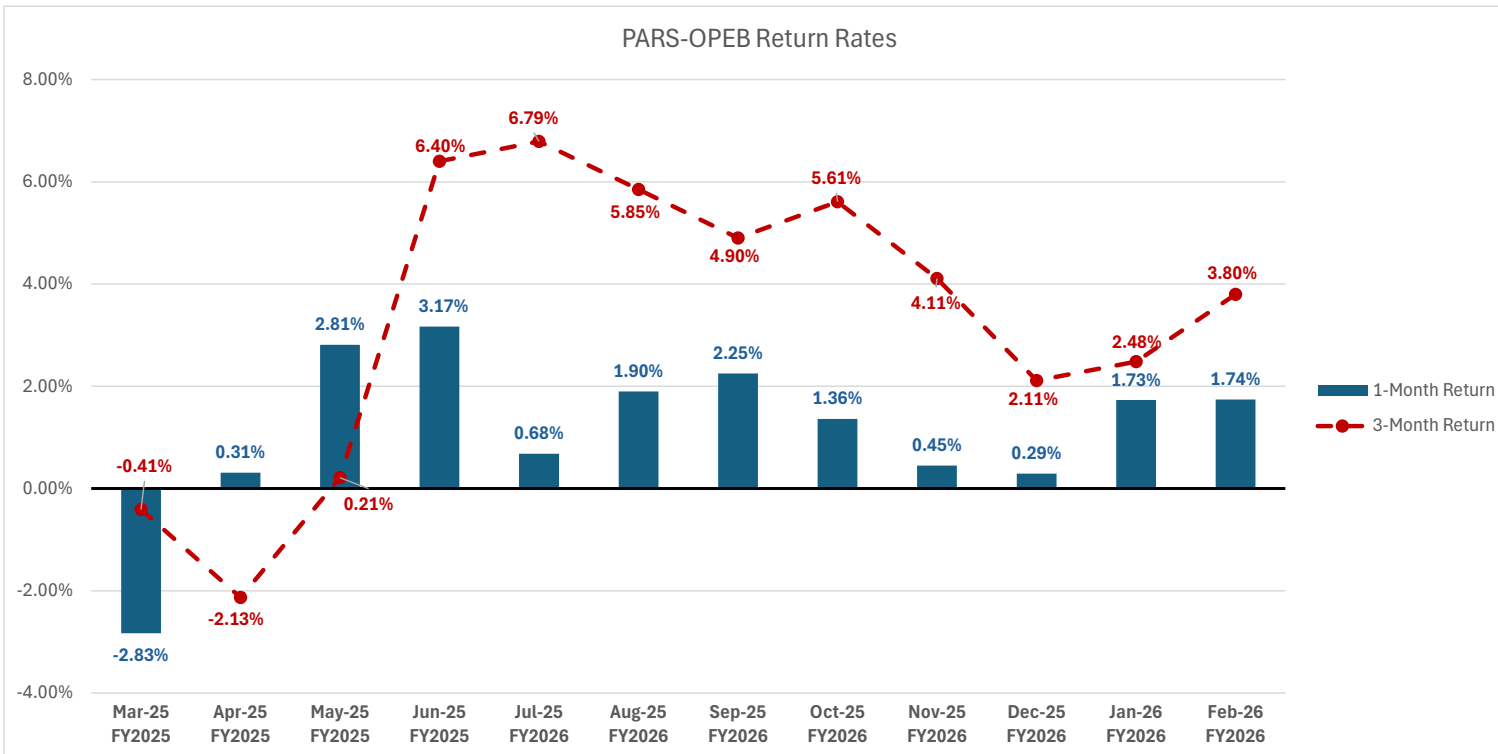




**City of Richmond
PARS-OPEB Summary
Period Ending February 28, 2026**

City of Richmond
Finance Department
450 Civic Center Plaza
Richmond, CA 94804
(510) 620-6740

Account	Frequency	Beg. Balance	Contributions	Interest Gain(Loss)	Fees	End Balance	Rate
PARS-OPEB	Monthly	62,053,483.66	0.00	1,081,101.30	(16,367.39)	63,118,217.57	1.74%



Annualized Returns	
FY 2018	6.60%
FY 2019	6.77%
FY 2020	3.62%
FY 2021	26.76%
FY 2022	-13.72%
FY 2023	9.49%
FY 2024	13.37%
FY 2025	10.49%
FY 2026*	10.87%

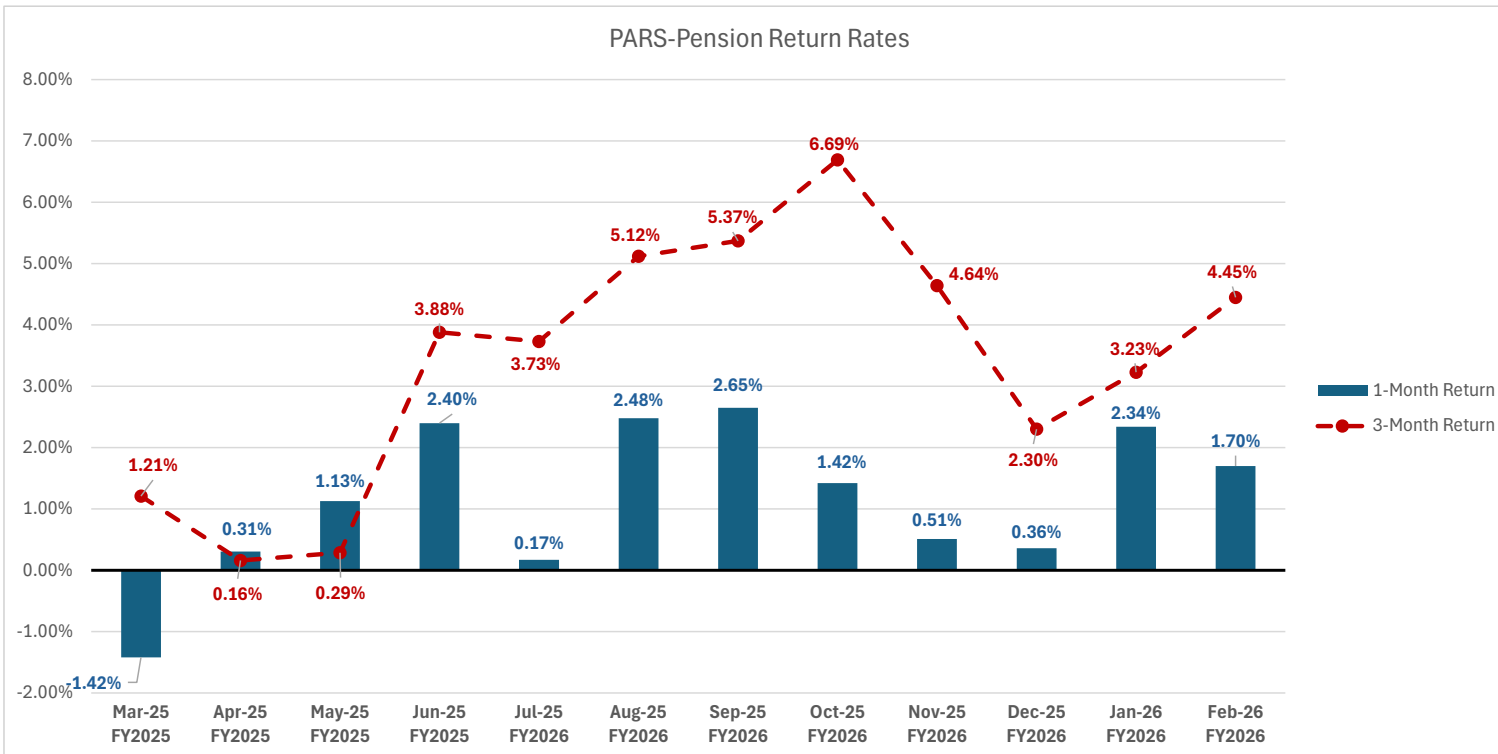
*FY 2026 Annualized Return is based on 8 months of activity.



**City of Richmond
PARS-Pension Summary
Period Ending February 28, 2026**

City of Richmond
Finance Department
450 Civic Center Plaza
Richmond, CA 94804
(510) 620-6740

Account	Frequency	Beg. Balance	Contributions	Interest Gain(Loss)	Fees	End Balance	Rate
PARS-Pension	Monthly	5,894,490.45	0.00	100,022.07	(1,543.97)	5,992,968.55	1.70%



Annualized Returns	
FY 2025	7.68%
FY 2026*	12.20%

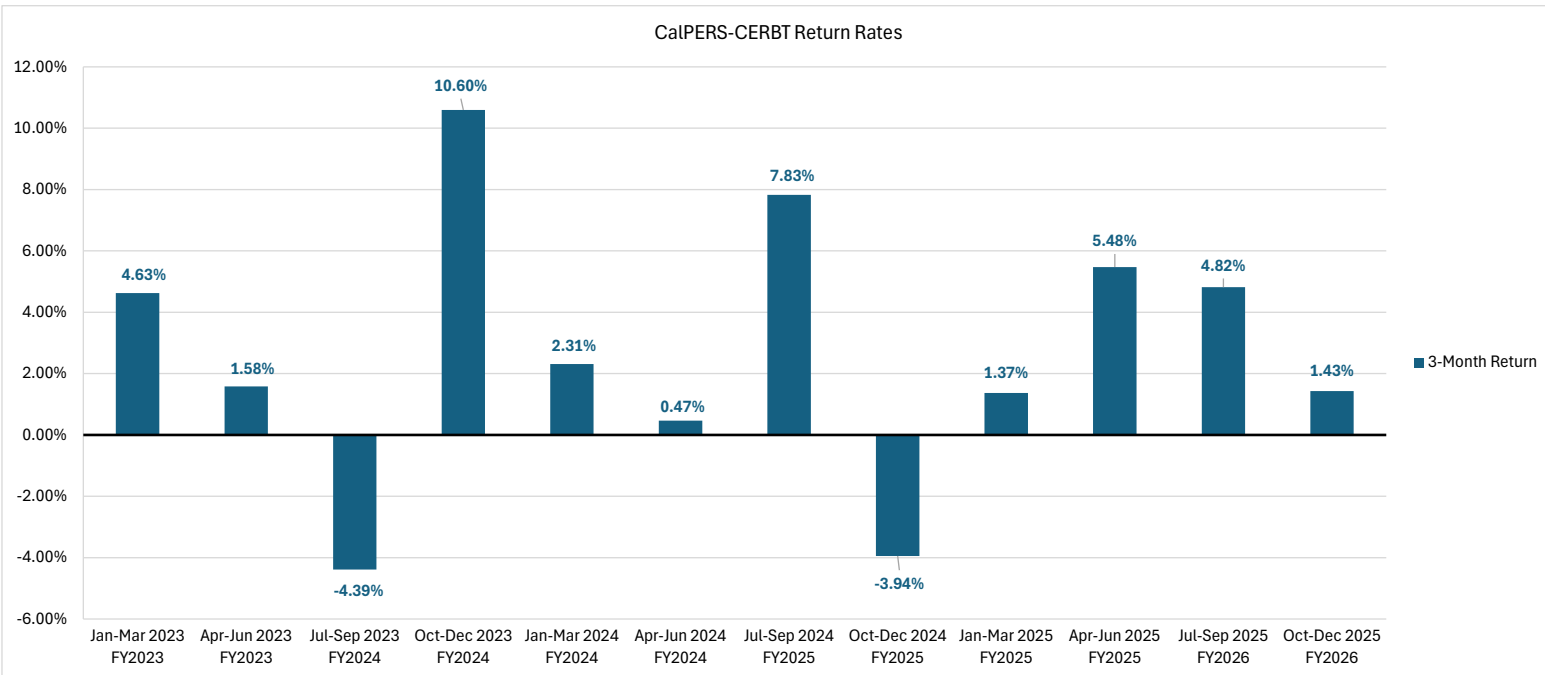
*FY 2026 Annualized Return is based on 8 months of activity.



**City of Richmond
CalPERS-CERBT Summary
Quarter Ending December 31, 2025**

City of Richmond
Finance Department
450 Civic Center Plaza
Richmond, CA 94804
(510) 620-6740

Account	Frequency	Beg. Balance	Disbursements	Contributions	Interest Gain(Loss)	Fees	End Balance	Rate
CalPERS-CERBT	Quarterly	14,209,179.00	0.00	130,141.99	203,237.57	(2,553.18)	14,540,005.38	1.43%



Annualized Returns	
FY 2020	5.97%
FY 2021	20.47%
FY 2022	-12.60%
FY 2023	3.81%
FY 2024	8.69%
FY 2025	10.74%
FY 2026*	6.32%

*FY 2026 Annualized Return is based on 2 quarters of activity.